

КЛАСС УЗОРОВОЙ-НЕФЁДОВОЙ

О. В. УЗОРОВА • Е. А. НЕФЁДОВА


3000

ЗАДАНИЙ
ДЛЯ ПОДГОТОВКИ
ДЕТЕЙ К ШКОЛЕ

РАСКРАСЬ
И ЗАПОМНИ

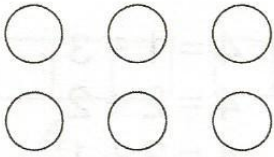
СОСТАВ ЧИСЛА
ОТ 2 ДО 10

ДЛЯ ЗАНЯТИЙ В ДЕТСКОМ САДУ,
НА КУРСАХ ПОДГОТОВКИ
В ШКОЛЕ И ДОМА



Числа 2-3

1. Раскрась разными способами. Используй два цвета карандашей.

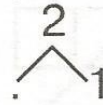
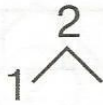
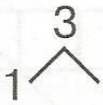
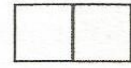
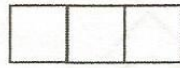
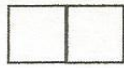
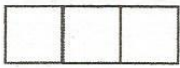


ЗАПОМНИ!

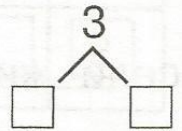
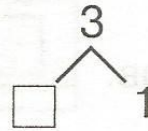
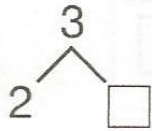
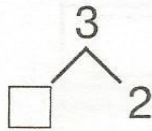
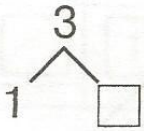
$$3 = 2 + 1$$

$$3 = 1 + 2$$

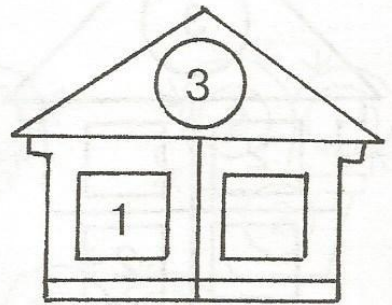
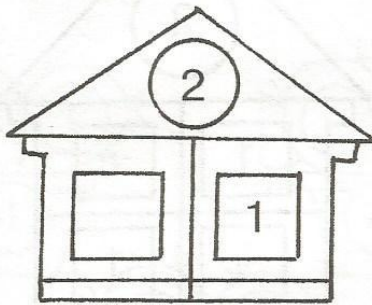
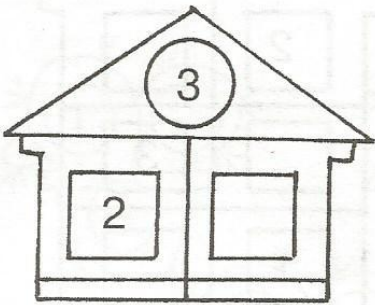
2. Раскрась разными способами. Используй два цвета карандашей.



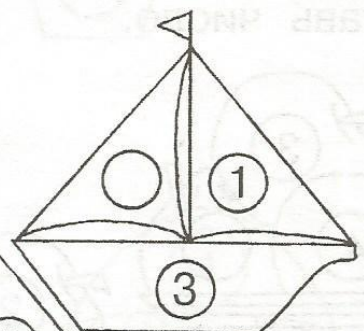
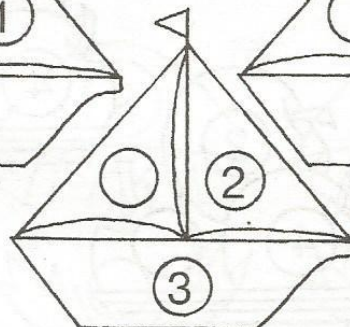
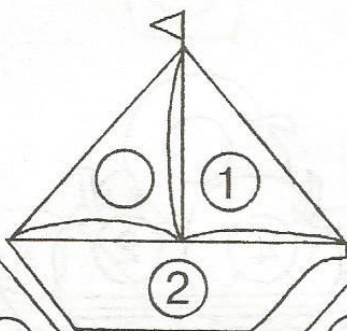

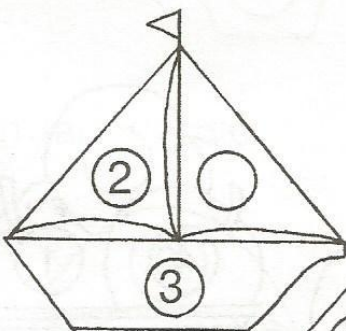
3. Вставь число.



4. Засели жильцов.

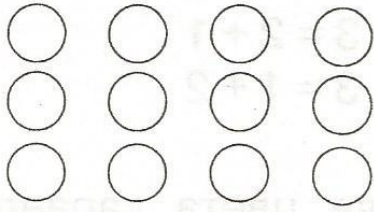


5. Вставь число.



Число 4

1. Раскрась разными способами. Используй два цвета карандашей.



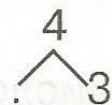
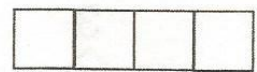
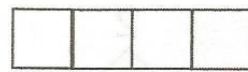
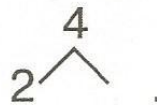
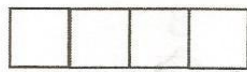
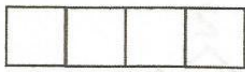
ЗАПОМНИ!

$$4 = 1 + 3$$

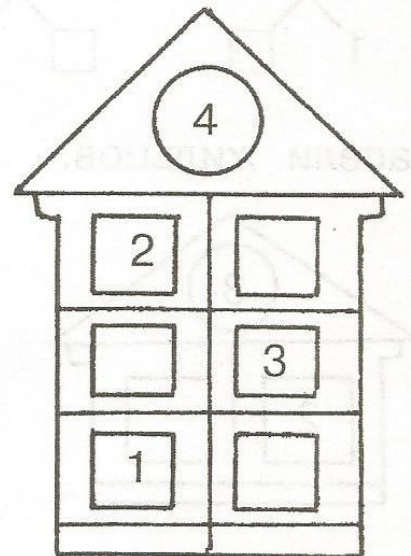


$$4 = 2 + 2$$

$$4 = 3 + 1$$






2. Раскрась разными способами. Используй два цвета карандашей.



3. Засели жильцов.

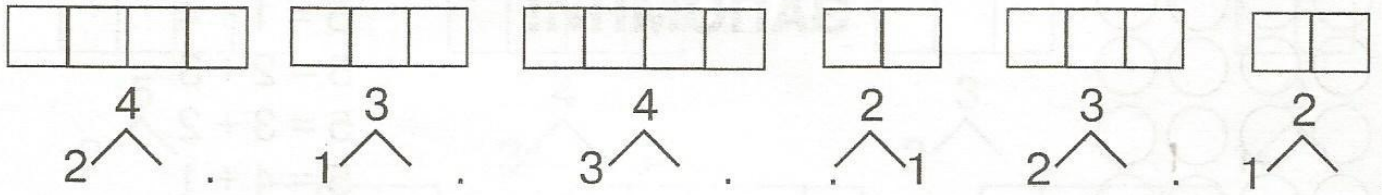


4. Вставь число.

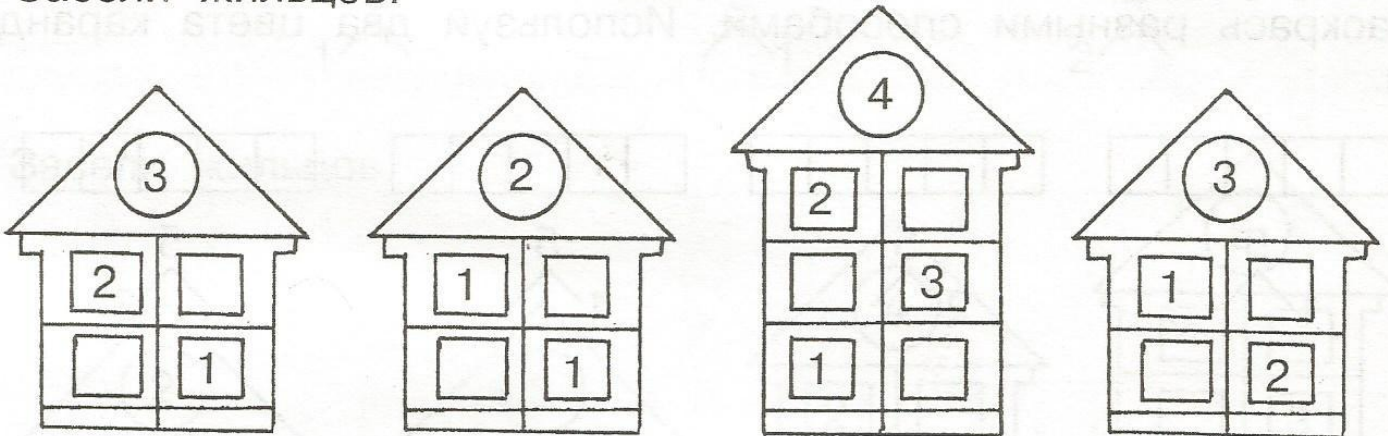


Числа 2-4

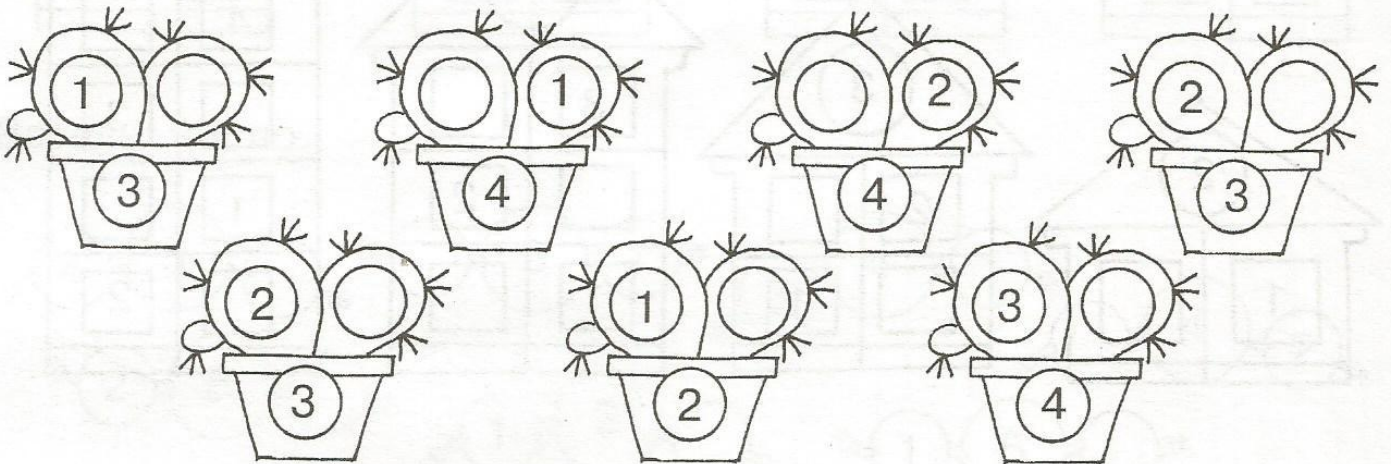
1. Раскрась разными способами. Используй два цвета карандашей.



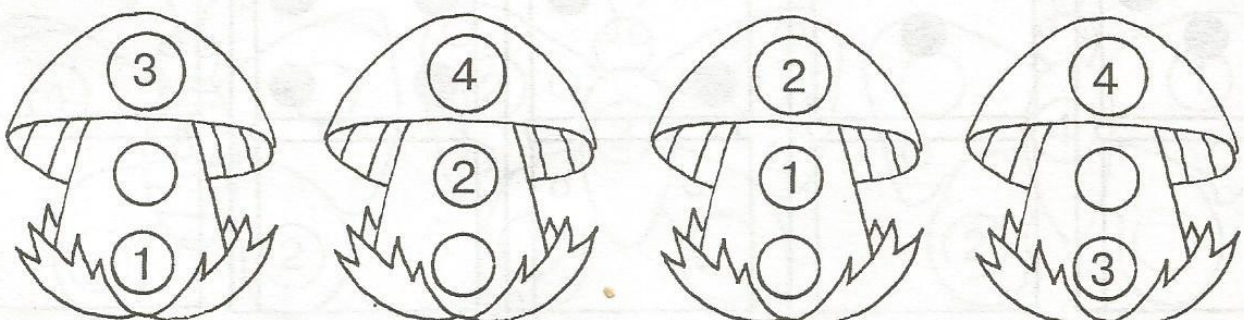
2. Засели жильцов.



3. Вставь число.




4. Вставь число.



Число 5

1. Раскрась разными способами. Используй два цвета карандашей.



ЗАПОМНИ!

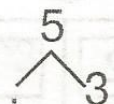
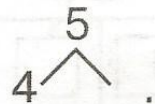
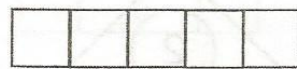
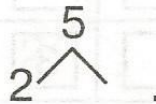
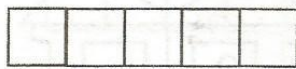
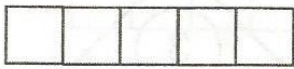
$$5 = 1 + 4$$

$$5 = 2 + 3$$


$$5 = 3 + 2$$

$$5 = 4 + 1$$


2. Раскрась разными способами. Используй два цвета карандашей.



3. Засели жильцов.

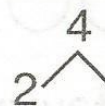
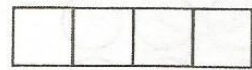
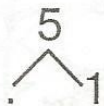
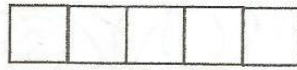

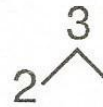
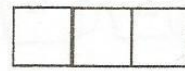
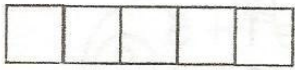


4. Нарисуй кружки до 5.



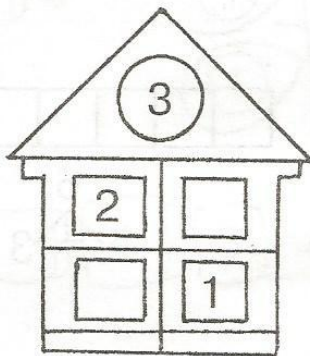



Числа 2-5

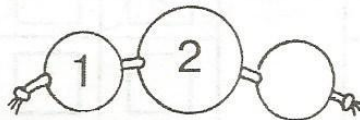


1. Раскрась разными способами. Используй два цвета карандашей.



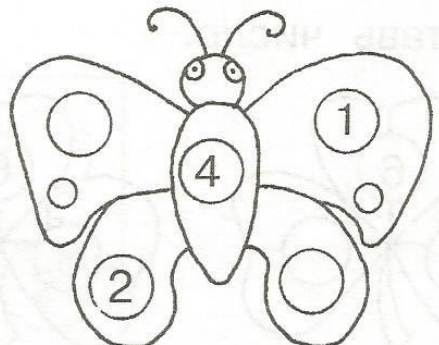

2. Засели жильцов.



3. Вставь число.




4. Вставь число.



Число 6

1. Раскрась разными способами. Используй два цвета карандашей.



ЗАПОМНИ!

$$6 = 1 + 5$$

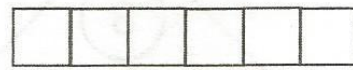
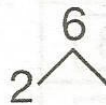
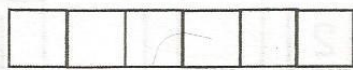
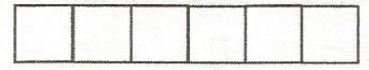
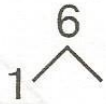
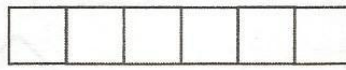
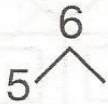
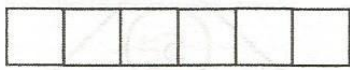
$$6 = 2 + 4$$

$$6 = 3 + 3$$




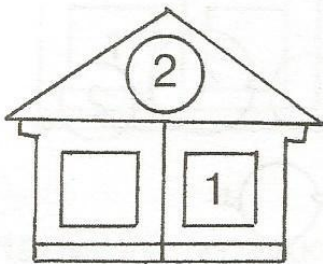
$$6 = 4 + 2$$

$$6 = 5 + 1$$


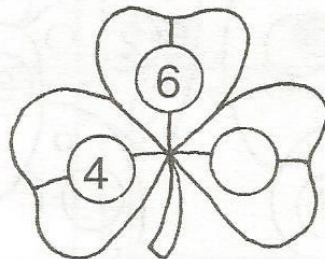
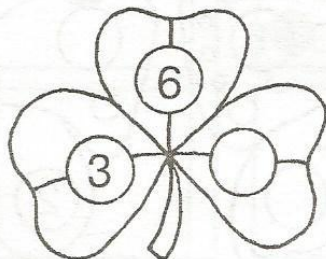

2. Раскрась разными способами. Используй два цвета карандашей.



3. Засели жильцов.



4. Вставь число.



Числа 2-6

1. Вставь число.


Row 1: Stem with top leaf 2, left leaves 1, 0, 2; chain []-4-2.
 Row 2: Stem with top leaf 4, left leaves 2, 3, 1, 1; chain []-3-2.
 Row 3: Stem with top leaf 3, left leaves 2, 1, 2; chain []-5-1.
 Row 4: Stem with top leaf 5, left leaves 1, 2, 1, 3, 4, 2; chain []-1-3- [].
 Row 5: Stem with top leaf 6, left leaves 5, 3, 4, 2, 3; chain []-4-3.
 Row 6: Stem with top leaf 2, left leaves 3, 5, 4; chain []-5-2.
 Row 7: Stem with top leaf 4, left leaves 3, 5, 4; chain 3-5-[].
 Row 8: Stem with top leaf 4, left leaves 1, 4; chain 4-5-[].
 Row 9: Stem with top leaf 1, left leaves 1, 4; chain 1-4-[].

2. Вспомни состав числа 6.

5	○	1	4	○
+	+	+	+	+
○	3	○	○	2

Число 7

1. Раскрась разными способами. Используй два цвета карандашей.



ЗАПОМНИ!

$$7 = 1 + 6$$

$$7 = 2 + 5$$


$$7 = 3 + 4$$

$$7 = 4 + 3$$


$$7 = 5 + 2$$

$$7 = 6 + 1$$


2. Раскрась разными способами. Используй два цвета карандашей.



3. Нарисуй кружки до 7.




4. Вставь число.

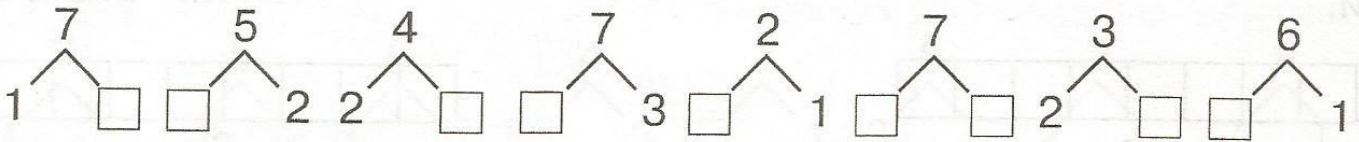


Числа 2-7

1. Засели жильцов.



2. Вставь число.

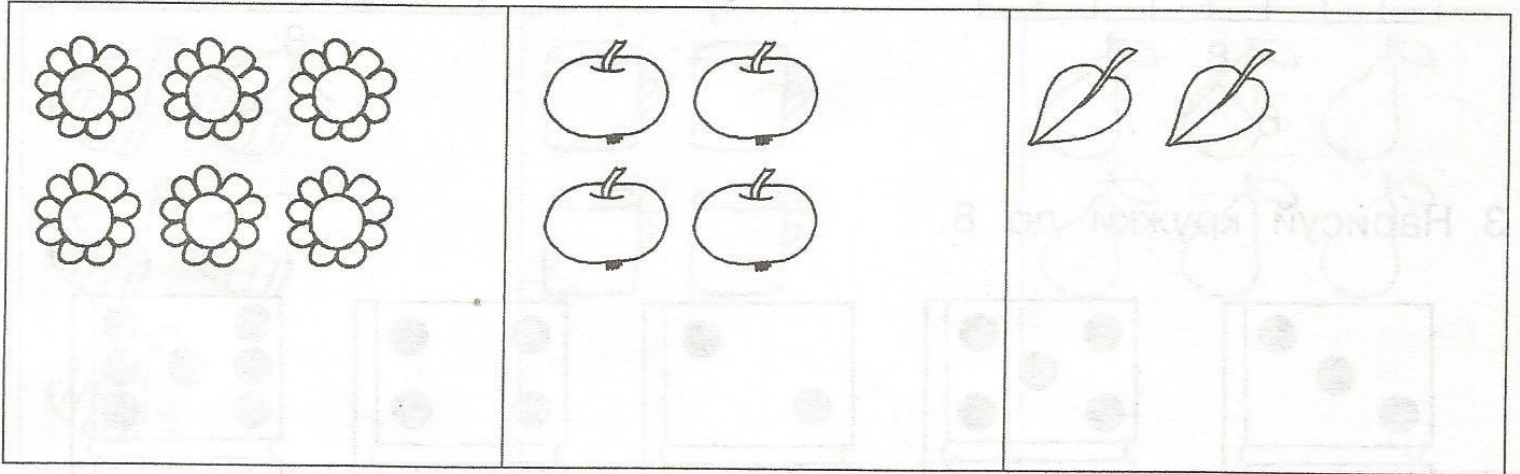


3. Дополни рисунки:


до 7

до 6

до 5




4. Вставь число.



Число 8

1. Раскрась разными способами. Используй два цвета карандашей.



ЗАПОМНИ!

$$8 = 1 + 7$$

$$8 = 2 + 6$$

$$8 = 3 + 5$$

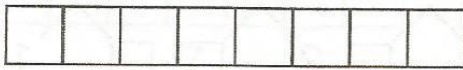
$$8 = 4 + 4$$

$$8 = 5 + 3$$

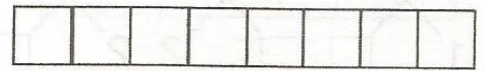
$$8 = 6 + 2$$

$$8 = 7 + 1$$

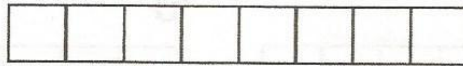
2. Раскрась разными способами. Используй два цвета карандашей.



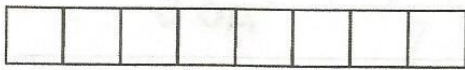
$$1 \begin{matrix} \nearrow 8 \\ \searrow \end{matrix}$$



$$3 \begin{matrix} \nearrow 8 \\ \searrow \end{matrix}$$



$$\begin{matrix} \nearrow 8 \\ \searrow 7 \end{matrix}$$

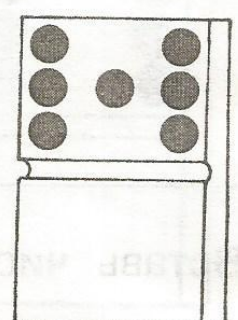
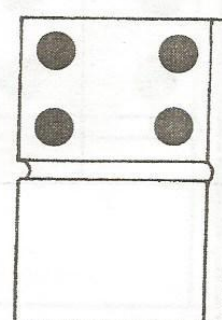
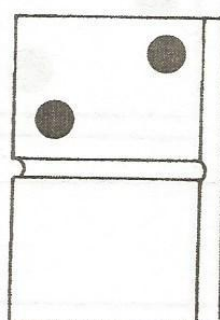
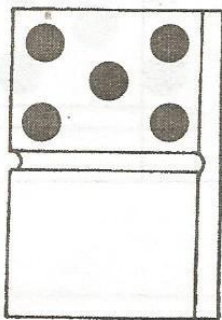
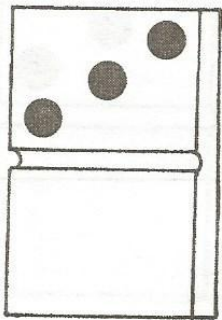


$$6 \begin{matrix} \nearrow 8 \\ \searrow \end{matrix}$$






$$\begin{matrix} \nearrow 8 \\ \searrow 4 \end{matrix}$$

3. Нарисуй кружки до 8.

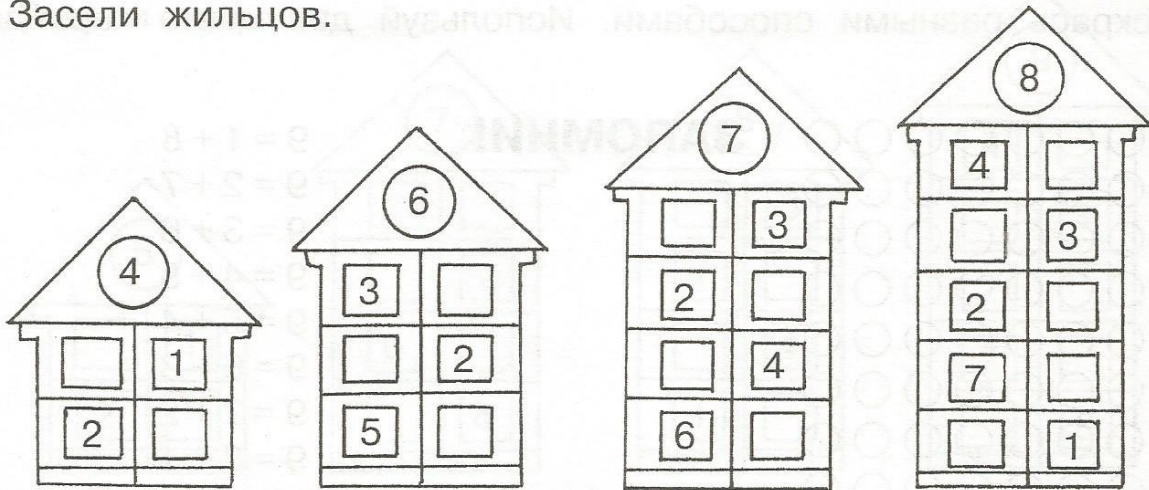


4. Вставь число.

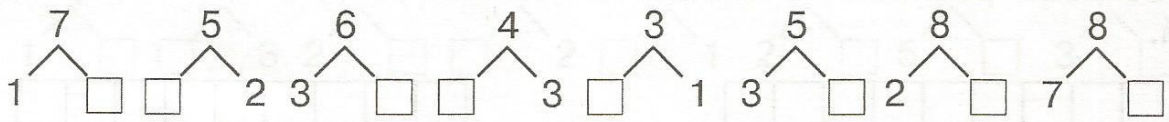


Числа 2-8

1. Засели жильцов.



2. Вставь число.




3. Дополни рисунки:

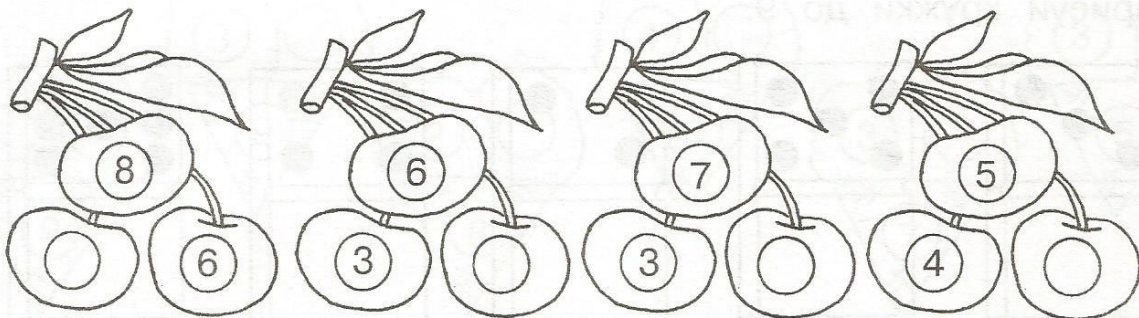
до 8

до 6

до 7




4. Вставь число.



Число 9

1. Раскрась разными способами. Используй два цвета карандашей.



ЗАПОМНИ!

$$9 = 1 + 8$$

$$9 = 2 + 7$$

$$9 = 3 + 6$$

$$9 = 4 + 5$$

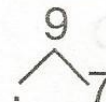
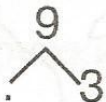
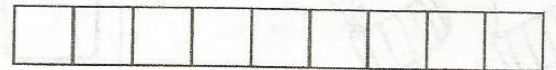
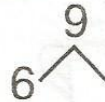
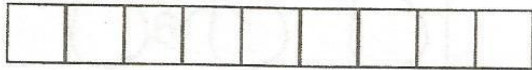
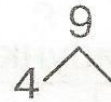
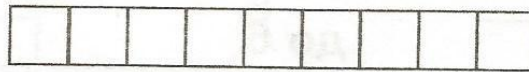
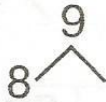
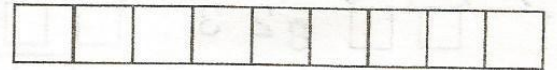
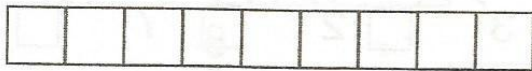
$$9 = 5 + 4$$

$$9 = 6 + 3$$

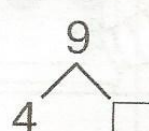
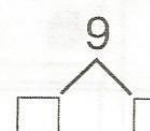
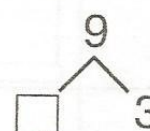
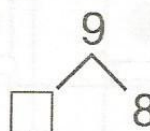
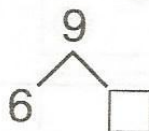
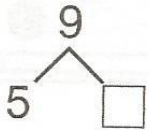
$$9 = 7 + 2$$

$$9 = 8 + 1$$


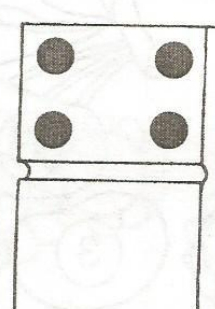
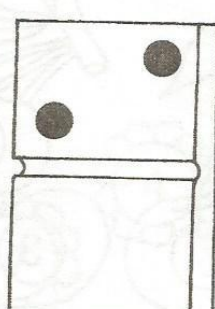

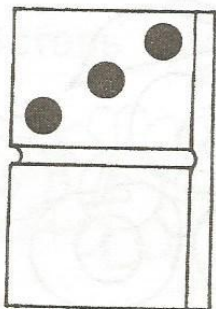
2. Раскрась разными способами. Используй два цвета карандашей.



3. Вставь число.

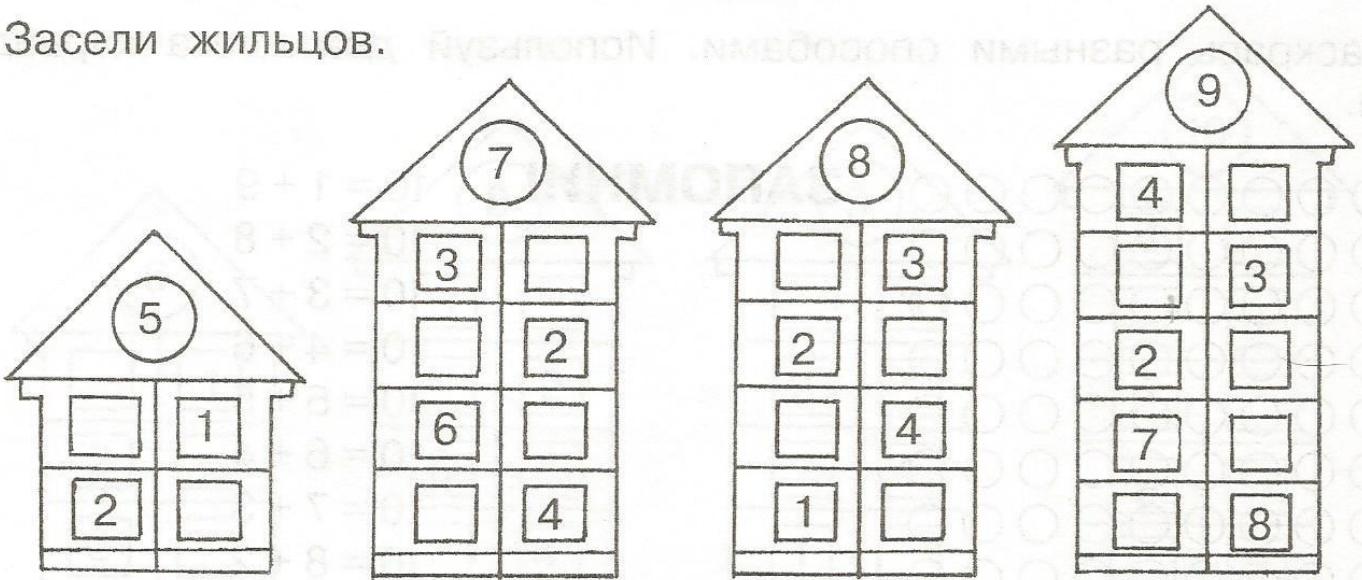


4. Нарисуй кружки до 9.

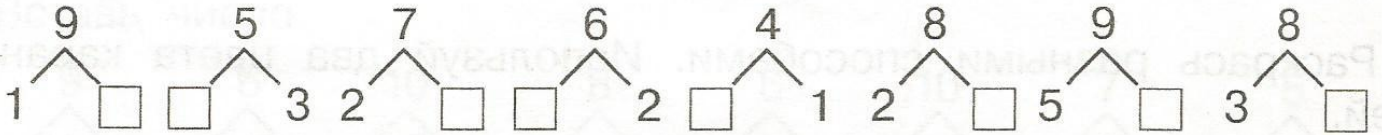


Числа 2-9

1. Засели жильцов.



2. Вставь число.




3. Дополни рисунки:


до 9

до 7

до 8




4. Вставь число.



Число 10

1. Раскрась разными способами. Используй два цвета карандашей.



ЗАПОМНИ!

$$10 = 1 + 9$$

$$10 = 2 + 8$$

$$10 = 3 + 7$$

$$10 = 4 + 6$$

$$10 = 5 + 5$$


$$10 = 6 + 4$$

$$10 = 7 + 3$$


$$10 = 8 + 2$$

$$10 = 9 + 1$$


2. Раскрась разными способами. Используй два цвета карандашей.



$$\begin{array}{c} 10 \\ \swarrow \searrow \\ 8 \quad \cdot \end{array}$$




$$\begin{array}{c} 10 \\ \swarrow \searrow \\ 9 \quad \cdot \end{array}$$




$$\begin{array}{c} 10 \\ \swarrow \searrow \\ 6 \quad \cdot \end{array}$$



$$\begin{array}{c} 10 \\ \swarrow \searrow \\ \cdot \quad 5 \end{array}$$

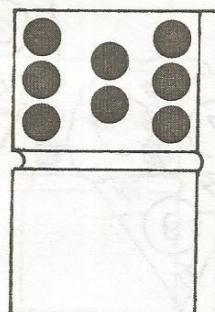
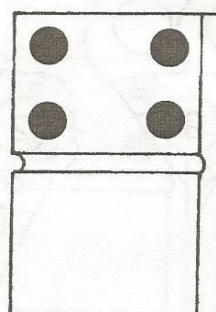
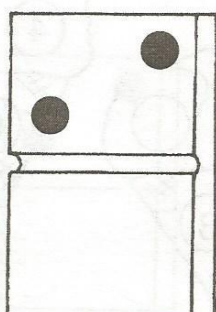




$$\begin{array}{c} 10 \\ \swarrow \searrow \\ \cdot \quad 3 \end{array}$$




$$\begin{array}{c} 10 \\ \swarrow \searrow \\ 7 \quad \cdot \end{array}$$

3. Нарисуй кружки до 10.

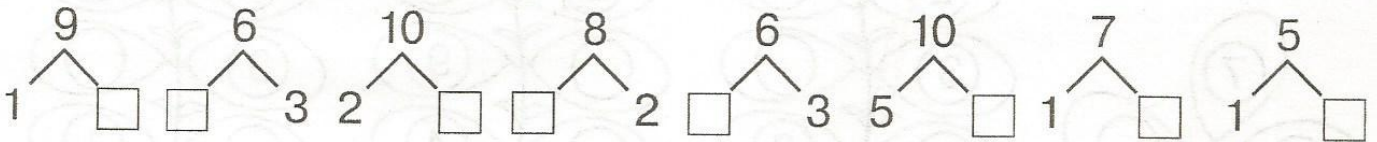


Числа 2-10

1. Засели жильцов.



2. Вставь число.




3. Дополни рисунки:


до 10

до 8

до 9

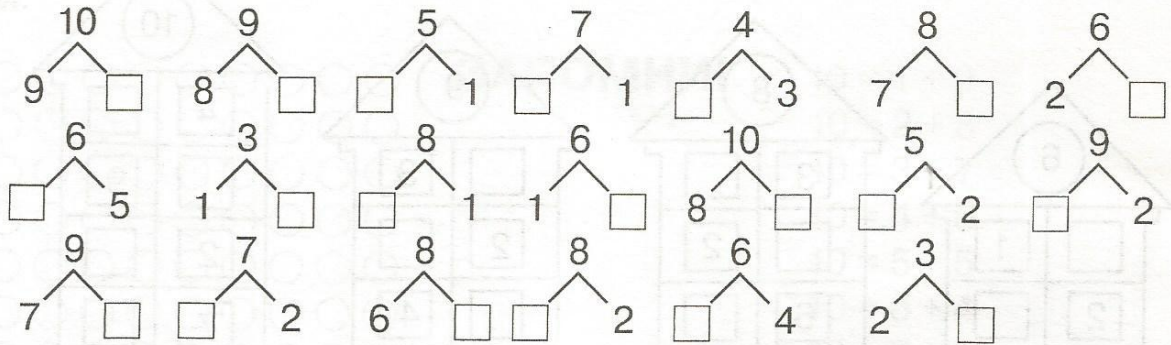


4. Вставь число.

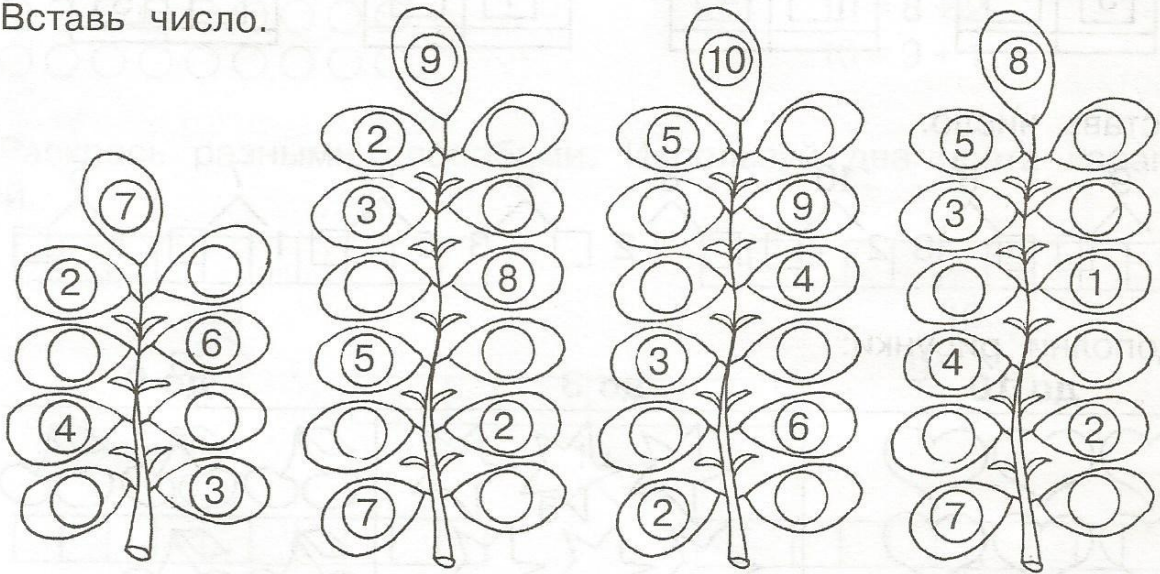


Повторение пройденного

1. Вставь число.



2. Вставь число.



2. Вставь число.

